




ECHO ASIA 2025 and VSCI

10-12 October
DA NANG, VIETNAM



ASIAN PACIFIC ASSOCIATION OF ECHOCARDIOGRAPHY

*in collaboration with the
Vietnamese Society of
Cardiovascular Imaging and
the Vietnamese Society of
Echocardiography*

Participating Countries

**Australia China Hong Kong
India Indonesia Japan Malaysia
Philippines Saudi Arabia
Singapore South Korea Taiwan
Thailand United States Vietnam**

Program Highlights

- Imaging in Heart Failure
- Tricuspid Valve Disease
- Cardiomyopathies/Pericardial Diseases: Case-based Learning
- Cardio-Oncology
- Adult Congenital Heart Disease
- Non-invasive Hemodynamics: Case-based Presentations
- Ventricular (LV and RV) Systolic Function
- Aortic Stenosis

#ECHOASIA2025



Asian-Pacific
Association of
Echocardiography



Greetings,

On behalf of the Asian Pacific Association of Echocardiography (AAE), I cordially invite you to attend AAE's annual scientific meeting, Echo Asia 2025, to be held in Da Nang, Vietnam from Oct 10 to Oct 12, 2025. Da Nang is a beautiful city which lies on the coast of the Pacific Ocean and the Han River, full of scenery, bridges, culture, and delicious food. We will have 3 days of scientific and social exchange among all who are interested or specialized in Echocardiography.

Echocardiography has become an essential diagnostic and management tool for patients with various cardiovascular conditions, with its reliable capacity to assess cardiac structure, function, and hemodynamics. Asian-Pacific community has contributed significantly to the development of Echocardiography since its early stage. Initial description of mitral inflow velocity for diastolic function, introduction of color flow imaging, diastolic exercise echocardiography, strain imaging of the left atrium as well as left ventricle, echocardiographic features of constrictive pericarditis, descriptions of various cardiomyopathies, vector imaging, normal echocardiographic values of Asians, and assessment of coronary flow reserve are examples of contributions from the Asian-Pacific investigators. At the same time, there is a great need to propagate optimal use of Echocardiography by a widespread training and also to collaborate further to investigate conditions common or unique to the Asian-Pacific region.

During a short period of existence, AAE has become an internationally recognized organization with 14 Asian Pacific Echo societies or working groups. Echo Asia goes to AAE member location for training and collaboration in clinical investigations. We will dedicate the plenary session to a plenary speaker, Dr. Kazuaki Negishi (Australia) who will give a presentation on "Cardio-Oncology" followed by a debated on systolic function assessment by ejection fraction versus strain imaging. There will be sessions on heart failure, structural heart diseases, congenital heart diseases, Echo hemodynamics, and Echo quiz session.

We will also invite abstract submission for active discussion from international attendees, I like to invite you and your colleagues to participate in our annual meeting, Echo Asia, to develop a life-long friendship, career development, collaborative innovations, and the best of all, optimal care of our patients.

Looking forward to seeing you in Da Nang this October!

A handwritten signature in black ink, appearing to read 'Jae K. Oh'.

Jae K. Oh, MD
President, Asian-Pacific Association of Echocardiography
Founding General Director, Heart Vascular Stroke Institute, Samsung MC, Korea
Samsung Professor, Cardiovascular Medicine, Mayo Clinic, USA



Welcome Message

On behalf of the Organizing Committee of the Vietnam Society of Cardiovascular Imaging (VSCI), we extend our warmest greetings and sincere appreciation to esteemed colleagues and distinguished delegates in the fields of Diagnostic Imaging, Nuclear Medicine, and Cardiovascular Medicine, including both Internal Medicine and Surgery.

The Organizing Committee of the Annual Scientific Conference of the Vietnam Society of Cardiovascular Imaging is honored to host the 2025 Annual Scientific Meeting of the Asian-Pacific Association of Echocardiography and the 3rd Vietnam Cardiovascular Imaging Conference. This event will take place in Da Nang City, Vietnam, from October 10 to 12, 2025. The Organizing Committee cordially invites esteemed colleagues, both domestic and international, in the field of cardiovascular imaging to submit scientific abstracts and thematic clinical update presentations for participation in the Conference.

At the Conference, the Organizing Committee will dedicate a significant portion to thematic presentations by 60 leading experts from Asia, the Pacific region, Australia, and the United States. These keynote sessions will provide strategic overviews and the latest updates on key topics in cardiovascular imaging and echocardiography in Vietnam and globally, as well as other relevant subspecialties in the field.

The 3rd Annual Scientific Conference of the Vietnam Society of Cardiovascular Imaging will be held in Da Nang City – a vibrant coastal city by the East Sea, renowned as one of the most livable cities in Vietnam. Da Nang offers a harmonious blend of breathtaking natural landscapes, a dynamic urban lifestyle, and warm-hearted people. It is a popular tourist destination that attracts millions of visitors each year.

We sincerely appreciate your valuable contributions to the success of this year's conference. We also hope that your presence will enrich scientific discussions and inspire further practical and international research initiatives.

We look forward to welcoming you to Da Nang City and working together to make this a truly successful and memorable scientific event.

Sincerely yours,


On behalf of the Organizing Committee

A handwritten signature in blue ink, likely of Assoc. Prof. Hoang Minh Loi, MD, PhD.

Assoc. Prof. Hoang Minh Loi, MD, PhD

President, Vietnam Society of Cardiovascular Imaging (VSCI)

Vice President, Vietnam Society of Radiology and Nuclear Medicine (VSNRM)



Welcome Message

On behalf of the Vietnamese Society of Echocardiography, we are honoured to extend our warmest welcome to Echo Asia 2025 and the 3rd Vietnam Cardiovascular Imaging Conference!

We cordially invite you to join us in the beautiful coastal city of Da Nang, Vietnam, from October 10-12, 2025, at the Muong Thanh Luxury Hotel. This three-day conference will bring together global experts who will share their knowledge on cutting-edge topics regarding echocardiography, cardiovascular imaging, heart failure, structural and congenital heart diseases, and related subspecialties. We encourage all participants to contribute to our scientific program through abstract submissions and clinical case presentations.

Da Nang offers a beautiful setting for our conference, situated on Vietnam's central coast where the Han River meets the Western Pacific Ocean. Da Nang presents attendees with a unique opportunity to experience Vietnam's natural beauty, rich cultural heritage, and renowned culinary traditions. The city's pristine beaches, historic landmarks, and vibrant local culture provide the perfect complement to our scientific program, ensuring that participants will find both professional enrichment and memorable cultural experiences during their visit.

Your participation will help us improve cardiovascular care worldwide. We look forward to welcoming you to Vietnam for what promises to be an enriching and impactful scientific event.

Sincerely,

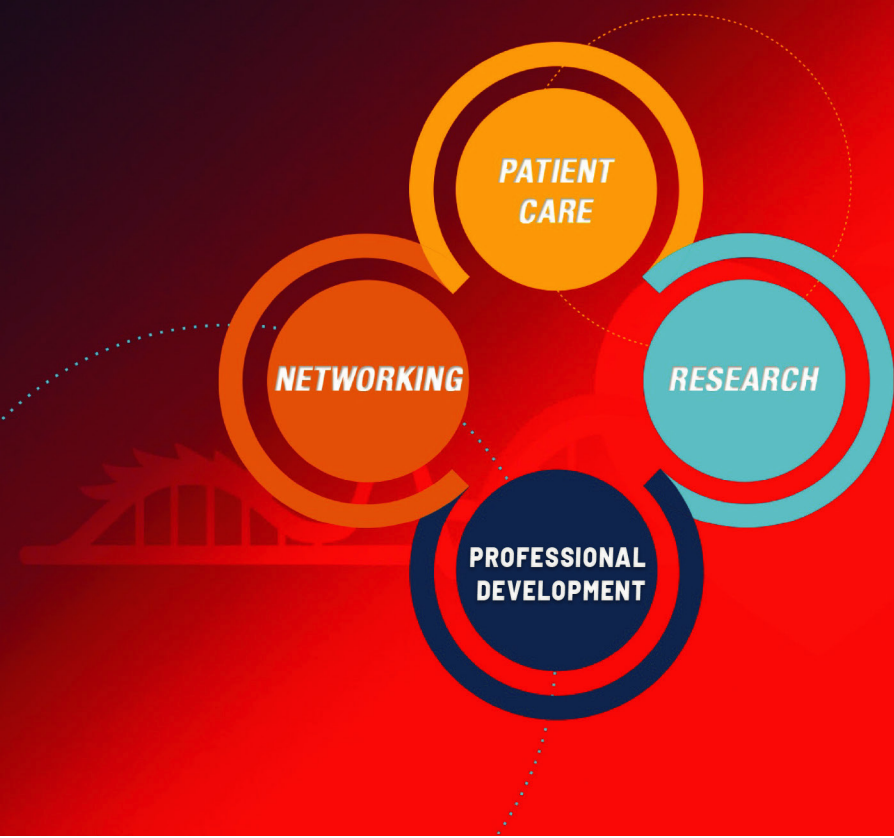
On behalf of the Organizing Committee

Assoc.Prof. Pham Nguyen Vinh, MD, PhD
President, Vietnamese Society of Echocardiography
Vice President, Vietnam National Heart Association



SCIENTIFIC PROGRAM CHAIRS

Jae K. Oh
Ling Lieng Hsi
Kazuaki Negishi
Nguyen Thi Thu Hoai
Nguyen Ngoc Trang





Asian-Pacific
Association of
Echocardiography

PLENARY SESSION

ECHO ASIA LECTURE

Kazuaki Negishi
Cardio-Oncology

DEBATE

LVEF should be
superseded by Strain
for clinical decision making?



AAE
Asian-Pacific Association of
Echocardiography



SCIENTIFIC PROGRAM

ECHO ASIA **2025** **3rd VSCI CONGRESS**

ASIAN PACIFIC ASSOCIATION
OF ECHOCARDIOGRAPHY ANNUAL SCIENTIFIC MEETING
THE 3RD VIETNAMESE CONGRESS OF CARDIOVASCULAR IMAGING

Da Nang, 10-12 October, 2025



PROGRAM AT GLANCE

FRIDAY, OCTOBER 10TH

LOTUS BALLROOM	LAVENDER BALLROOM	JASMINE BALLROOM	APRICOT BALLROOM
			10:30 - 13:10 PHILIPS: TRANSCEND LIMITATIONS WITH AI-POWERED TECHNOLOGY
BREAK 12:30 - 13:00			
13:00 - 15:00 TRAINING VILLAGE 1	13:00 - 17:30 PRE-CONGRESS SESSION - GE CARDIAC MR		14:00 - 17:00 HANDS-ON CME WORKSHOP: SPECTRAL CT - PHILIPS
15:00 - 17:00 TRAINING VILLAGE 2			
FACULTY DINNER 18:30			

SATURDAY, OCTOBER 11TH

LOTUS BALLROOM	LAVENDER BALLROOM	JASMINE BALLROOM	APRICOT BALLROOM
08:30 - 09:00 OPENING CEREMONY			
9:00 - 10:00 PLENARY SESSION	9:00 - 10:00 PLAQUE IMAGING		
BREAK 10:00 - 10:30			
10:30 - 12:00 ECHO ASIA 1	10:30 - 12:00 SCIENTIFIC SESSION 1		10:30 - 12:00 SYMPOSIUM GE ADVANCEMENT IN CARDIAC CT
12:00-13:30 SYMPOSIUM GE	12:00-13:30 SYMPOSIUM SIEMENS		12:00-13:30 AAE MEETING
13:30 - 15:00 AAE - ASE - JOINT SESSION	13:30 - 14:30 ABSTRACT PRESENTATIONS	13:30 - 15:00 CARDIAC CT: STATE OF THE ART	
BREAK 15:00 - 15:30		BREAK 15:00 - 15:30	
15:30 - 17:00 ECHO ASIA 2	15:00 - 16:00 ABSTRACT PRESENTATIONS	15:30 - 17:00 UPDATE CMR	15:30 - 17:00 CARDIO-ONCOLOGY
GALA DINNER 18:30 - 21:00			

PROGRAM AT GLANCE

SUNDAY, OCTOBER 12TH

LOTUS BALLROOM	LAVENDER BALLROOM	JASMINE BALLROOM	APRICOT BALLROOM
08:30 - 10:00 ECHO ASIA 3	08:30 - 10:00 SCIENTIFIC SESSION 2		
BREAK 10:00 - 10:30			
10:30 - 12:00 ECHO ASIA 4	10:30 - 12:00 ABSTRACT PRESENTATION		
12:00 - 13:30 PHILIPS - TRANSCEND LIMITATIONS WITH AI-POWERED TECHNOLOGY	LUNCH 12:00 - 13:30		
13:30 - 15:00 ECHO ASIA 5	13:30 - 15:00 CARDIAC CT INNOVATIONS	13:30 - 15:00 WOMAN'S HEART IMAGING	
BREAK 15:00 - 15:30			
15:30 - 17:00 ECHO ASIA 6	15:30 - 17:00 SCIENTIFIC SESSION 3	15:30 - 17:00 STRUCTURAL HEART DISEASE	
17:00 - 18:00 AUDIENCE QUIZ			
CLOSING CEREMONY 18:00 - 18:15			





AAE
Asian-Pacific Association of
Echocardiography



SCIENTIFIC PROGRAM

ECHO ASIA 2025

LOTUS BALLROOM

FRIDAY, OCTOBER 10th

13:00 - 15:00

BASIC COURSE: VENTRICULAR (LV AND RV) SYSTOLIC FUNCTION

Chairpersons

Amiliana Soesanto (*Indonesia*)

Jose Donato Magno (*Philippines*)

13:00 - 13:15

Physiology of systole: What to quantify?

Mani Vannan (*United States*)

13:15 - 13:30

Myocardial strain imaging

Kazuaki Negishi (*Australia*)

13:30 - 13:45

LV systolic function evaluation by 3D echo

Ding Zee Pin (*Singapore*)

13:45 - 14:00

Discussion

14:00 - 14:15

RV Systolic Function evaluation

Amiliana Soesanto (*Indonesia*)

14:15 - 14:30

Echo with Contrast Enhancing Agents

Juefei Wu (*China*)

14:30 - 15:00

Discussion and Wrap-up

LOTUS BALLROOM

FRIDAY, OCTOBER 10th

15:00 - 17:00

BASIC COURSE: AORTIC STENOSIS

Chairpersons

Edwin Tucay (*Philippines*) - **Ewe See Hooi** (*Singapore*)

15:00 - 15:15

Imaging of the aortic valve

Jose Donato Magno (*Philippines*)

15:15 - 15:30

Assessing the LV in AS

Yoshihiro Seo (*Japan*)

15:30 - 15:45

Pitfalls in AS evaluation

Yen-Yee Oon (*Malaysia*)

15:45 - 16:00

Low-Flow AS

Barakath Badusha (*Malaysia*)

16:00 - 16:15

Discussion

16:15 - 16:30

Planning for TAVI

Liu Chun-Ting (*Taiwan*)

16:30 - 16:45

Detecting procedural complications

Mohammed Rizwan Amanullah (*Singapore*)

16:45 - 17:00

Discussion and Wrap-up

LOTUS BALLROOM

SATURDAY, OCTOBER 11th

09:00 - 10:30 | PLENARY SESSION

Chairpersons

Jae K. Oh (*United States*) - **Hoang Minh Loi** (*Vietnam*)

09:00 - 09:20

Echo Asia Lecture: Cardio-Oncology

Kazuaki Negishi (*Australia*)

09:20 - 10:30

DEBATE: LVEF SHOULD BE SUPERSEDED BY STRAIN FOR CLINICAL DECISION MAKING

Chairpersons

Hae Ok Jung (*South Korea*) - **Pham Nguyen Vinh** (*Vietnam*)

09:20 - 09:30

Protagonist

Liza Thomas (*Australia*)

09:30 - 09:40

Antagonist

Rakesh Gupta (*India*)

09:40 - 09:55

Discussion

09:55 - 10:30

Conclusion



LOTUS BALLROOM

SATURDAY, OCTOBER 11th

10:30 - 12:00

ECHO ASIA 1: IMAGING IN HEART FAILURE (12 MINUTES EACH TALK)

Chairpersons

Ling Lieng Hsi (*Singapore*) - **Yoshihiro Seo** (*Japan*)

10:30 - 10:42

LV function assessment in critically ill patients

Mefri Yanni (*Indonesia*)

10:42 - 10:54

Diastology Guidelines for 2025

Jae K. Oh (*United States*)

10:54 - 11:06

Left atrial strain and Exercise Hemodynamics in HFpEF

Liza Thomas (*Australia*)

11:06 - 11:18

Atrial Fibrillation in HF: How to Assess Cardiac Function?

Amuthan Vivekanandan (*India*)

11:18 - 11:30

Right ventricular function in HF: Understanding RV-PA coupling

Geu-Ru Hong (*South Korea*)

11:30 - 11:42

Mechanical Support for the Failing Heart:
What the Echocardiographer needs to know

Lixue Yin (*China*)

11:42 - 12:00

Discussion



LOTUS BALLROOM

SATURDAY, OCTOBER 11th

13:30 - 15:00 | AAE - ASE JOINT SESSION

Chairpersons

Jae K. Oh (*United States*) - **Stephen Little** (*United States*)

13:30 - 13:45

Optimal timing of aortic valve replacement

Saki Ito (*United States*)

13:45 - 14:00

Arrhythmic mitral valve prolapse

Tomoko Ishizu (*Japan*)

14:00 - 14:15

Atrial functional mitral regurgitation

Alex Lee (*Hong Kong*)

14:15 - 14:30

Prosthetic valve guidelines: What's new?

Stephen Little (*United States*)

14:30 - 14:45

Stress echocardiography for valvular heart disease

Masaki Izumo (*Japan*)

14:45 - 15:00

Discussion



LOTUS BALLROOM

SATURDAY, OCTOBER 11th

15:30 - 17:00 | ECHO ASIA 2: TRICUSPID VALVE DISEASE

Chairpersons

Alex Lee (*Hong Kong*) - **Geu-Ru Hong** (*South Korea*)

15:30 - 15:45

Anatomy, Causes, Quantitation of Tricuspid regurgitation

Hiroto Utsunomiya (*Japan*)

15:45 - 16:00

Pulmonary Hypertension and secondary tricuspid regurgitation - Unraveling the Pathophysiology with Echo

Edwin Tucay (*Philippines*)

16:00 - 16:15

Patients with severe Tricuspid regurgitation: When to intervene?

Jagdish Mohan (*India*)

16:15 - 16:30

TEE: What are the essential views for planning intervention?

Ewe See Hooi (*Singapore*)

16:30 - 16:45

Novel devices and interventional approaches for tricuspid regurgitation

Stephen Little (*United States*)

16:45 - 17:00

Discussion

GALA DINNER



LAVENDER BALLROOM

SATURDAY, OCTOBER 11th

13:30 - 15:00

ABSTRACT PRESENTATIONS INTERESTING CLINICAL CASES

Chairpersons

Jagdish Mohan (*India*) - **Vu Nang Phuc** (*Vietnam*)

13:30 - 13:40

Interesting finding on echocardiography
with dilated Sinus of Valsalva

Low Lin Yi Beatrice (*Singapore*)

13:40 - 13:50

ARCTIC procedure (Annular Reduction by Cinching with TEER
in the commissure) in a patient with mitral annular calcification

Tran Minh Phuong (*Vietnam*)

13:50 - 14:00

TOF Situation: A Case of an Unrepaired Tetralogy
of Fallot with Pulmonary Artery Hypoplasia
and MAPCAs in a 28-Year-Old Female

Edward D. Wong (*Philippines*)

14:00 - 14:10

Sinus Venosus ASD with Partial Anomalous Pulmonary Vein
Return among Adult Patients who Underwent Warden Procedure
in a Tertiary End-Referral Cardiovascular Center: A Case Series

Giuliani Renz G. Paas (*Philippines*)

14:10 - 14:20

Libman- Sacks endocarditis: Regression after immunosuppressive
and anticoagulant therapy in a patient with newly diagnosed SLE
and positive antiphospholipid antibodies

Tran Hai Yen (*Vietnam*)

14:20 - 15:00

Discussion

LAVENDER BALLROOM

SATURDAY, OCTOBER 11th

15:00 - 16:00

ABSTRACT PRESENTATIONS INTERESTING CLINICAL CASES

Chairpersons

Ding Zee Pin (*Singapore*) - **Smonporn Boonyaratavej** (*Thailand*)

15:00 - 15:10

Hypertrophic Cardiomyopathy with HFrEF Presenting as Complete Heart Block Successfully Managed with Dual-Chamber ICD Implantation

Janine Bianca Marie M. Rafael (*Philippines*)

15:10 - 15:20

An incidental finding of valvular heart disease in a young filipino male with ankylosing spondylitis

Florence E. Carvajal (*Philippines*)

15:20 - 15:30

The Anchor First: A Modified Sequential Clipping Strategy for Complex Mitral Valve Prolapse

Phan Tuan Dat (*Vietnam*)

15:30 - 15:40

Acute post TAVI aortic regurgitation: Why on-site TEE matters?

Dinh Huynh Linh (*Vietnam*)

15:40 - 15:50

Transcatheter Aortic Valve Replacement for Severe Aortic Regurgitation with Flail Right Coronary Cusp in a High-Risk Patient with Complex Cardiovascular History

Krizia Anne Claudine B. Tomenes (*Philippines*)

15:50 - 16:00

Discussion



LOTUS BALLROOM

SUNDAY, OCTOBER 12th

09:00 - 10:00

ECHO ASIA 3: CARDIOMYOPATHIES/PERICARDIAL
DISEASES: CASE-BASED LEARNING

Chairpersons

Ling Lieng Hsi (*Singapore*) - **Nguyen Thi Thu Hoai** (*Vietnam*)

09:00 - 09:10

Thickened Myocardial Wall: Pathological or Physiological?

Iksung Cho (*South Korea*)

09:10 - 09:20

Hypertrophic cardiomyopathy: Diagnosis and Treatment in 2025

Karl Chan (*Hong Kong*)

09:20 - 09:30

Cardiac Amyloidosis

Nguyen Thi Thu Hoai (*Vietnam*)

09:30 - 09:40

Myocarditis

Ping Chai (*Singapore*)

09:40 - 09:50

Spectrum of pericardial constriction

Jae K. Oh (*United States*)

09:50 - 10:00

Discussion

10:30 - 12:00

ECHO ASIA 4: CARDIO-ONCOLOGY

Chairpersons

Kazuaki Negishi (*Australia*) - **Liza Thomas** (*Australia*)

10:30 - 10:45

Overview of cardiotoxicity arising from chemotherapy agents

Do Van Chien (*Vietnam*)

10:45 - 11:00

Cancer survivors: Is everything hunky-dory?

Kazuaki Negishi (*Australia*)

11:00 - 11:15

Cardiovascular complications after radiotherapy

Li Ling Tan (*Singapore*)

11:15 - 11:30

Pericardial disease related to cancer and its therapy

Lieng H. Ling (*Singapore*)

11:30 - 11:45

Cardiac tumors

Rungsrit Kanjanavanit (*Thailand*)

11:45 - 12:00

Discussion

LOTUS BALLROOM

SUNDAY, OCTOBER 12th

13:30 - 15:00 | ECHO ASIA 5: ADULT CONGENITAL HEART DISEASE

Chairpersons

Dominic Leung (*Australia*) - **Nguyen Ngoc Trang** (*Vietnam*)

13:30 - 13:45

ASD and PFO closure

Foo Jie Sheng (*Singapore*)

13:45 - 14:00

Right ventricular function following Tetralogy of Fallot repair

Tomoko Ishizu (*Japan*)

14:00 - 14:15

Shunt evaluation by echo in adult congenital heart disease

Kevin Kam (*Hong Kong*)

14:15 - 14:30

Eisenmenger Syndrome

Pham Nguyen Vinh (*Vietnam*)

14:30 - 14:45

Challenging ACHD cases

Dominic Leung (*Australia*)

14:45 - 15:00

Discussion



LOTUS BALLROOM

SUNDAY, OCTOBER 12th

15:30 - 17:00

ECHO ASIA 6: NON-INVASIVE HEMODYNAMICS: CASE-BASED PRESENTATIONS

Chairpersons

Jae K Oh (*United States*) - **Stephen Little** (*United States*)

15:30 - 15:35

Introduction

15:35 - 15:50

Pressure recovery in aortic valve stenosis

Jae K Oh (*United States*)

15:50 - 16:05

Atrioventricular compliance in mitral stenosis

Hae Ok Jung (*South Korea*)

16:05 - 16:20

Prosthetic valve hemodynamics

Satish Govind (*India*)

16:20 - 16:35

Hepatic vein and SVC flow assesement

Smonporn Boonyaratavej (*Thailand*)

16:35 - 16:50

Interesting Hemodynamic Cases

Dominic Leung (*Australia*)

16:50 - 17:00

Discussion



LAVENDER BALLROOM

SUNDAY, OCTOBER 12th

10:30 - 12:00 ABSTRACTS (RESEARCH)	
	Chairpersons Edwin Tucay (<i>Philippines</i>) - Satish Govind (<i>India</i>)
10:30 - 10:40	Metabolic and Hemodynamic Changes After Kidney Transplantation: Impact on Left Ventricular Remodeling and Cardiovascular Outcomes Dong-Hyuk Cho (<i>South Korea</i>)
10:40 - 10:50	Transforming Mitral Valve Disease Detection: Deep Learning Meets Color Doppler Echocardiography Tengku Winda Ardini (<i>Indonesia</i>)
10:50 - 11:00	Left Atrial Strain by 2D Echocardiography and Left Atrial Strain by 3D Echocardiography Are Independent Predictors of Recovered Ejection Fraction and Outcomes in Patients with HFrEF Pham Thi Thanh Thao (<i>Vietnam</i>)
11:00 - 11:10	Left Atrial Functional Remodeling in Adult Patients Following Percutaneous Closure of Atrial Septal Defect Secundum Pramadya Vardhani Mustafiza (<i>Indonesia</i>)
11:10 - 11:20	Right Ventricular Longitudinal Strain Impairment in Acute Ischemic Stroke Patients with Sleep Apnea: A Sensitive Marker Beyond Conventional Echocardiographic Parameters Phung Dinh Tho (<i>Vietnam</i>)
11:20 - 11:30	Superiority of 4D speckle-tracking echocardiography for identifying coronary stenosis severity in non-ST-elevation acute coronary syndrome Dang Quang Toan (<i>Vietnam</i>)
11:30 - 11:40	Outcomes of Severe Rheumatic Mitral Stenosis with High Valve Score Patients Undergoing Percutaneous Transvenous Mitral Commissurotomy Krizia Anne Claudine B. Tomenes (<i>Philippines</i>)
11:40 - 11:50	Sex differences in the outcomes of rheumatic mitral stenosis in multicenter registry from South Korea Luong Thi Van Trang (<i>Vietnam</i>)
11:50 - 12:00	Conclusion

DETAILED
PROGRAM

ECHO ASIA 2025

LOTUS BALLROOM

SUNDAY, OCTOBER 12th

17:00 - 18:00 | AUDIENCE QUIZ

Chairpersons

Ling Lieng Hsi (*Singapore*)

Kazuaki Negishi (*Australia*)

Nguyen Thi Thu Hoai (*Vietnam*)

Panelists

Jae K.Oh (*United States*)

Alex Lee (*Hong Kong*)

Edwin Tucay (*Philippines*)

Smonporn Boonyaratavej (*Thailand*)

Satish Govind (*India*)

18:00 - 18:15 | CLOSING CEREMONY



#ECHOASIA2025



Asian-Pacific
Association of
Echocardiography



AAE
Asian-Pacific Association of
Echocardiography



SCIENTIFIC PROGRAM

3RD VSCI

APRICOT BALLROOM
FRIDAY, OCTOBER 10th

10:30 - 13:10	TRANSCEND LIMITATIONS WITH AI-POWERED TECHNOLOGY PHILIPS
	Chairperson Do Doan Loi (<i>Vietnam</i>) - Nguyen Thi Thu Hoai (<i>Vietnam</i>)
10:30 - 10:35	Opening Philips Vietnam
10:35 - 11:00	Mitral Valve Assessment: Practical 3D Echo Image Acquisition and Manipulation for Optimal Visualisation Ewe See Hooi (<i>Malaysia</i>)
11:00 - 11:25	3D MV Imaging Hands-on - TrueVue, MultiVue, 3D MPR Ewe See Hooi (<i>Malaysia</i>)
11:25 - 11:50	Mitral regurgitation assessment Geu-Ru Hong (<i>South Korea</i>)
11:50 - 12:15	Hands-on Session with 3D Auto CFQ Geu-Ru Hong (<i>South Korea</i>)
12:15 - 12:30	Q&A
12:30 - 13:10	Luncheon Hands on: 3D MPR, 3D Auto MV, 3D Auto CFQ Geu-Ru Hong Ewe See Hooi Philips CAS team

LAVENDER BALLROOM

FRIDAY, OCTOBER 10th

13:00-17:45	PRE-CONGRESS SESSION - GE ADVANCING CARDIAC MR PRACTICE WITH DEEP LEARNING AND CLINICAL TOOLS
	Chairperson Hoang Minh Loi - Nguyen Ngoc Trang
13:30 - 13:35	Introduction
13:35 - 13:45	Opening Remark Hoang Minh Loi
13:45 - 14:30	Overview and Fundamental Principles of CMR in Radiology Practice Rolf H.J.M. Raaijmakers
14:30 - 15:15	Decoding CMR: Practical Case Studies and Diagnostic Insights Ming-Yen Ng (<i>Hong Kong</i>)
15:15 - 15:30	Transforming Cardiac MR Practice through Deep Learning and Pioneering Innovations Ha Thuc Nhan
15:30 - 15:40	Tea Break & Hands-on Session Preparation
15:40 - 15:55	Basic CVI42 Walk-Throughs Jumatay Biekan
15:55 - 17:30	Hands-on Session: Image Processing with cvi42 & Cases Learning Ming-Yen Ng Jumatay (<i>Circle Imaging</i>) GEHC MR Team
17:30 - 17:45	Discussion, Q&A, Summary & Group Photo

APRICOT BALLROOM
FRIDAY, OCTOBER 10th

14:00 - 17:00	CME HANDS-ON WORKSHOP ON SPECTRAL CT
	Chairperson Nguyen Ngoc Trang - Nguyen Minh Chau
14:00 - 14:30	Advances in Cardiac CT Nguyen Ngoc Trang
14:30 - 15:45	Clinical Case Analysis & Reporting – Cardiology Rolf H.J.M. Raaijmakers
15:45 - 16:30	Coffee break
16:30 - 16:45	Hands-on: Cardiac Cases from E Hospital Rolf H.J.M. Raaijmakers Hoang Ngan Thuy
16:45 - 17:00	Q&A
18:00	FACULTY DINNER

LAVENDER BALLROOM
SATURDAY, OCTOBER 11th

09:00 - 10:00	PLAQUE IMAGING
	Chairpersons Nguyen Phuoc Bao Quan - Mona Bhatia <i>(India)</i>
09:00 - 09:20	Why Coronary atherosclerosis imaging is important. Interesting multimodality cases Mona Bhatia <i>(India)</i>
09:20 - 09:40	Plaque analysis on IVUS Tran Ba Hieu
09:40 - 10:00	Role of Cardiac CT in early detection of CAD updated 2025 Mona Bhatia <i>(India)</i>
10:00 - 10:30	Break

LAVENDER BALLROOM

SATURDAY, OCTOBER 11th

10:30 - 12:00 | SCIENTIFIC SESSION 1

Chairpersons

Nguyen Quoc Dung - Ngo Minh Tri

10:30 - 10:40

The Role of Coronary CT Angiography in Diagnosis and Treatment Planning of Coronary Artery Disease - Clinical Applications in S.I.S Hospital

Nguyen Duc Chinh

10:40 - 10:50

Applications of FFR CT and iFR CT - New Trends in Diagnosis of Coronary Artery Disease

Nguyen Xuan Trinh

10:50 - 11:00

CMR in acute MI

Pham Thi Thao Trang

11:00 - 11:10

Applications of the Dark Blood LGE sequence in the diagnosis of cardiomyopathies

Ngo Thi Ly Ly

11:10 - 11:20

Cardiac MRI Findings of Eosinophilic Endocarditis: Report of Two Clinical Cases at Bach Mai Hospital

Tran Thi Ly

11:20 - 11:30

Assessment of LV systolic function based on LV long axis strain by speckle tracking echocardiography in hypertensive patients with preserved EF

Le Lenh Luong

11:30 - 11:40

Updated applications of dual-energy computed tomography in the diagnosis of acute and chronic pulmonary embolism

Nguyen Hoang Lam

11:40 - 11:50

The role of trans-esophageal echocardiography in patients with undetermined stroke

Tran Thi Tuyet Nhung

11:50 - 12:00

Application of Focused Cardiac Ultrasound (FOCUS) and Lung Ultrasound (LUS) in the differential diagnosis and guidance of bedside shock management

Tran Thanh Toan

APRICOT BALLROOM
SATURDAY, OCTOBER 11th

10:35 - 12:00	SYMPOSIUM GE & MENARINI: ADVANCEMENT IN CARDIAC CT
	Chairpersons Vo Tan Duc - Nguyen Ngoc Trang
10:35 - 10:55	Adoption of Effort-less Cardiac CT to improve workflow & diagnostic outcomes Trinh Tu Tam
10:55 - 11:15	Advancing CCTA with Iso-osmolar Contrast Media: Key Insights from the ASEAN Expert Meet Pham Thi Hieu Thao
11:15 - 11:35	Real-world evidence with Iso-osmolar Contrast Media in CCTA: Clinical Cases at HNUH Le Viet Dung
11:35 - 12:00	Discussion, Q&A, Conclusion

LOTUS BALLROOM
SATURDAY, OCTOBER 11th

12:00 - 13:30	GE HEALTHCARE SATELLITE SYMPOSIUM
	Chairpersons Geu-Ru Hong (<i>South Korea</i>) - Le Minh Khoi (<i>Vietnam</i>)
12:05 - 12:50	Shifting dimension of TAVI imaging with 4D and miniature TEE Mohammed Rizwan Amanullah (<i>Singapore</i>)
12:50 - 13:05	Redefining Cardiac Imaging: The Next Leap GE Healthcare
13:05 - 13:30	Discussion, Q&A, Conclusion

LAVENDER BALLROOM

SATURDAY, OCTOBER 11th

12:00 - 13:30 | SIEMENS HEALTHINEER SATELLITE SYMPOSIUM

Chairpersons

Edwin Tucay (*Philippines*)

12:10 - 12:20

Introducing the ACUSON Origin

Siemens Healthineers representative

12:20 - 13:20

AI and Recent advancement in Echo

Mani A. Vannan (*United States*)

13:20 - 13:30

Discussion & Wrap-up

JASMINE BALLROOM

SATURDAY, OCTOBER 11th

13:30 - 12:00

PONTANA: PRACTICAL APPROACH TO
PHOTON COUNTING CT IN CARDIOVASCULAR IMAGING

Chairpersons

Pham Minh Thong - Sung Min Ko (*S.Korea*)

13:30 - 13:50

PCCT update

Francois Pontana (*France*)

13:50 - 14:10

Integrating CT-FFR and CT Perfusion in the Physiologic
Assessment of Coronary Artery Disease

Sung Min Ko (*S.Korea*)

14:10 - 14:30

Artificial Intelligence in Coronary Computed Tomography:
Breakthrough in Plaque Analysis

Ngo Minh Tri

14:30 - 14:50

AI in Cardiac CT

Rolf H.J.M. Raaijmakers (*Netherlands*)

14:50 - 15:00

Discussion

15:00 - 15:30

Break

15:30 - 17:00

UPDATE CMR

Chairpersons

Hoang Minh Loi - Nguyen Khoi Viet

15:30 - 15:50

Hot topics CMR 2025

Ming Yen Ng (*Hong Kong*)

15:50 - 16:10

MRI in HF

Nguyen Khoi Viet

16:10 - 16:30

Strain CMR

Nguyen Thi Huyen

16:30 - 16:50

4D Flow

Do Thi Kim Thuy

16:50 - 17:00

Discussion

18:30 - 21:00

GALA DINNER

APRICOT BALLROOM
SATURDAY, OCTOBER 11th

15:30 – 17:00	CARDIO-ONCOLOGY
	Chairpersons Mai Hong Son - Nguyen Xuan Canh
15:30 - 15:50	Nuclear Medicine in Cardiology: from Vietnam to the world Mai Hong Son
15:50 - 16:10	PET-CT in cardiac mass Nguyen Xuan Canh
16:10 - 16:30	CMR for Cardio-oncology Duong Phi Son
16:30 - 16:50	Echocardiography Giap Thi Minh Nguyet
16:50 - 17:00	Discussion
18:30 - 21:00	GALA DINNER

LAVENDER BALLROOM

SUNDAY, OCTOBER 12th

08:30 - 10:00 | SCIENTIFIC SESSION 2

Chairpersons

Nguyen Anh Vu - Le Thi Thuy Lien

08:30 - 08:40

Multimodality imaging in aortic valve disease

Duong Phi Son

08:40 - 08:50

MSCT with ECG-gated for Valsalva aneurysm

Truong Thi Thanh

08:50 - 09:00

Hemopericardium and intramural aortic hematoma after TAVI - a rare combined complication and the role of imaging

Nguyen Thanh Hang

09:00 - 09:10

Mimics of Complications in the Postsurgical Aorta at CT

Tran Tien Manh

09:10 - 09:20

Correlation Between Clinical Characteristics and Multidetector CT Imaging With Treatment Outcomes of Thoracic Aortic Injury at Viet Duc University Hospital

Pham Thi Nga

09:20 - 09:30

Comparison of left atrial volume, left atrial appendage volume, and epicardial adipose tissue volume between patients with paroxysmal and persistent atrial fibrillation

Nguyen Thi Thao

09:30 - 09:40

Echocardiography for detection abnormal left coronary artery from PA in children

Thai Viet Tuan

09:40 - 09:50

MRA: Thoracic Outlet Syndrome - TOS

Dang Quang Linh

12:00 - 13:30

Lunch

LAVENDER BALLROOM
SUNDAY, OCTOBER 12th

13:30 - 15:00	CARDIAC CT INNOVATIONS
	Chairpersons Le Thanh Dung - Nguyen Khoi Viet
13:30 - 13:50	PCCT in Vietnam Ngo Quang Dinh
13:50 - 14:10	CT-FFR in Vietnam Nguyen Xuan Trinh
14:10 - 14:30	Spectral CT Hoang Ngan Thuy
14:30 - 14:50	ECG less cardiac CT Trinh Tu Tam
14:50 - 15:00	Discussion
15:00 - 15:30	Break

JASMINE BALLROOM
SUNDAY, OCTOBER 12th

13:30 - 15:00	WOMAN'S HEART IMAGING
	Chairpersons Nguyen Thi Thu Hoai - Nguyen Quoc Dung
13:30 - 13:50	Echocardiography Trinh Viet Ha
13:50 - 14:10	CT Sung Min Ko
14:10 - 14:30	MRI Tran Thi Quynh
14:30 - 14:50	Vascular imaging Nguyen Tuan Hai
14:50 - 15:00	Discussion
15:00 - 15:30	Break

LAVENDER BALLROOM

SUNDAY, OCTOBER 12th

15:30 - 17:00 | SCIENTIFIC SESSION 3

Chairpersons

Le Kim Tuyen - Hoang Thi Van Hoa

15:30 - 15:40

Multimodality imaging in the diagnosis and monitoring of tetralogy of Fallot

Huynh Thi Minh Thuy

15:40 - 15:50

Major aortopulmonary collateral arteries (MAPCAs)

Le Van Thinh

15:50 - 16:00

Case report: Eustachian valve persistent and SVC hypoplasia caused hypoalbuminemia in adult

Quach Thuy Duong

16:00 - 16:10

Multimodality imaging in the diagnosis and monitoring of Ebstein anomaly

Huynh Thi Minh Thuy

16:10 - 16:20

Gerbode Defect – A Report of Two Clinical Cases and the Role of Echocardiography and Cardiac Magnetic Resonance Imaging in Diagnosis

Nguyen Thanh Van Anh

16:20 - 16:30

Case report: Abnormal RCA across the RA at Viet Duc friendship hospital

Nguyen Thanh Van

16:30 - 16:40

Contrast echocardiography using agitated saline: Pulmonary arteriovenous malformation

Thai Viet Tuan

18:00 - 18:15 | CLOSING CEREMONY

JASMINE BALLROOM
SUNDAY, OCTOBER 12th

15:30 - 17:00	STRUCTURAL HEART DISEASE
	Chairpersons Vu Dang Luu - Le Minh Khoi
15:30 - 15:50	Echocardiography Le Minh Khoi
15:50 - 16:10	Cardiac MRI Nguyen Minh Hai
16:10 - 16:30	Image-guided for CHD interventions Tran Dac Dai
16:30 - 16:50	Image-guided for LAA occlusion Nguyen Minh Hung
16:50 - 17:00	Discussion
18:00 - 18:15	CLOSING CEREMONY



AAE
Asian-Pacific Association of
Echocardiography

